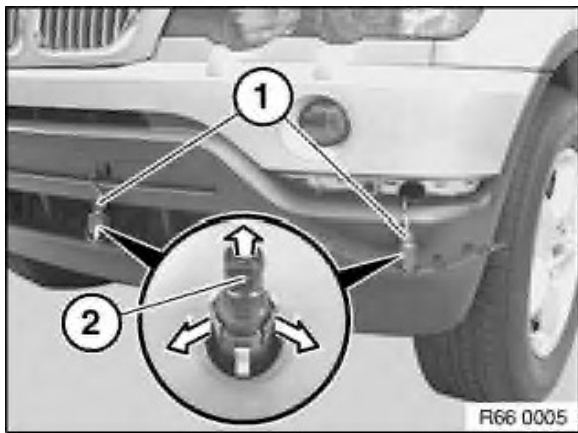
**Version up to 10/2003:**

In bumper, center:

Lever out ultrasonic transducer (1) including holder.


In bumper, side:

Unclip side cover (2).



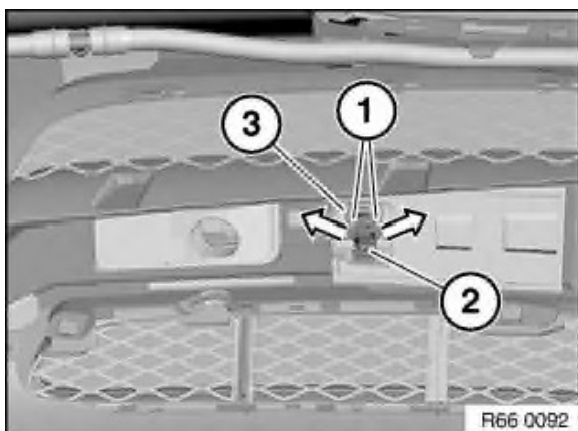
Unfasten plug connection (1) and disconnect.

Unclip ultrasonic transducer (2) and pull out of holder.

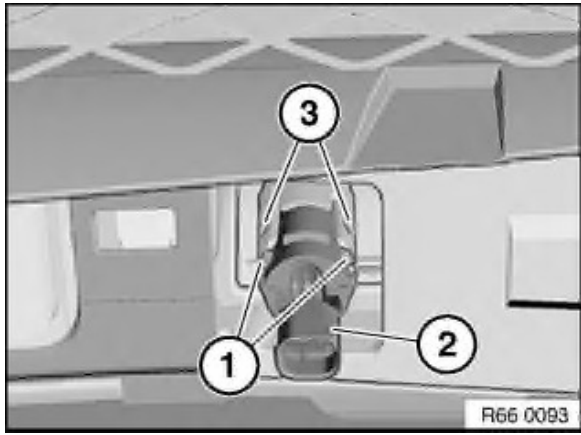
**Build date from 10/2003:**

Necessary preliminary tasks:

- Remove front bumper trim.



Unlock catches (1) in direction of arrow and pull ultrasonic transducer (2) out of holder (3).



Installation:

Retaining hooks (1) of ultrasonic transducer (2) must engage exactly in mountings (3).