

Remove engine cover.

Remove ignition coils.

Remove wiring harness of ignition coils from cylinder head cover and place to one side.

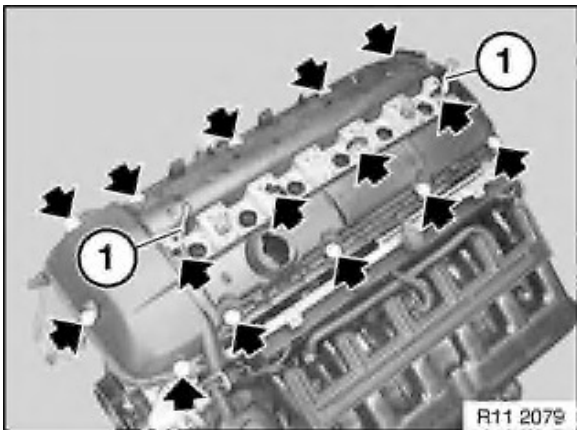


*Note:*

Illustration on M54 engine.

Press lock.

Pull off the hose for the engine breather.



Remove grounding straps (1).


Remove cylinder head cover.



*Installation:*


Remove sealing debris from sealing faces of cylinder head and cylinder head cover.

Apply a sealing bead of Drei Bond 1209 (refer to BMW Parts Service) on left and right sides at transition between cylinder head and VANOS adjustment unit.



*Installation:*

Apply a thin and even sealing bead of Drei Bond 1209 (refer to BMW Parts Service) at transition to half-moon sections at VANOS adjustment unit.




*Note:*

Illustration with engine removed.

*Installation:*

Apply a thin and even sealing bead of Drei Bond 1209 (refer to BMW Parts Service) at transition to half-moon sections at rear of cylinder head.

Check seals and replace if necessary.



*Note:*

Illustration with engine removed.

*Installation:*

Make sure gasket is correctly seated on rear and front ends of cylinder head.

Install cover bolts and align cylinder head cover.

Hand-tighten all cover bolts without preload. Tighten cap nuts crosswise from inside to outside.