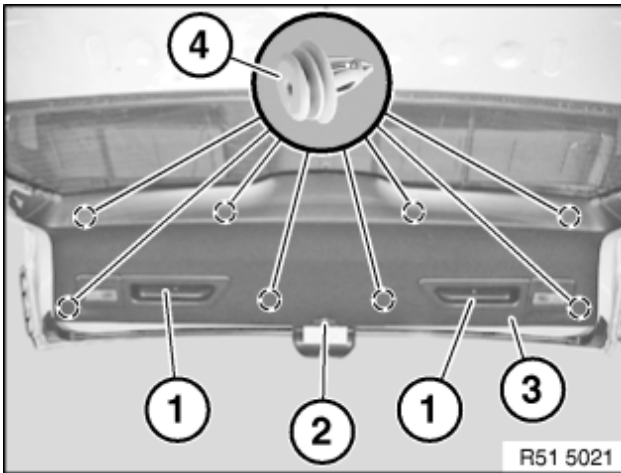



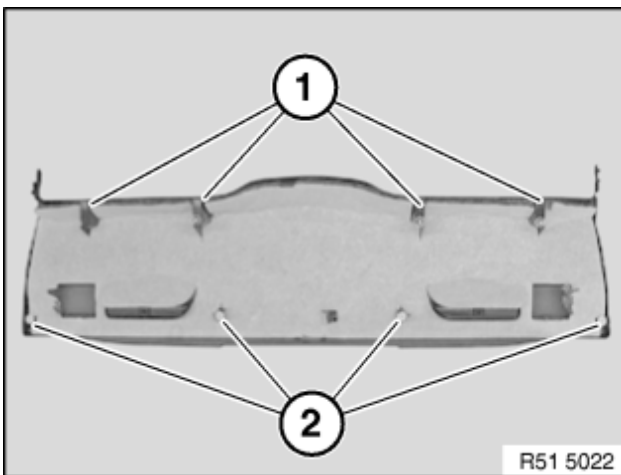
## 51 49 000 Removing and installing/replacing panel for rear lid

*Necessary preliminary tasks:*

- Remove [trim for rear window frame](#) on left/right
- Remove [luggage compartment lights on rear lid](#)



Release screws (1) in recessed handle. Feed back handle (2) of emergency unlocking. Release panels (3) at clips (4) and remove.



*Installation:*

If necessary, replace faulty clips (1 and 2).

Make sure all clips are installed in correct position.

- (1) Grey clip
- (2) White clip