


**Warning!**


Follow instructions for handling light bulbs (exterior lights)

*Necessary preliminary tasks:*

- Remove front wheel arch cover front section

N62 left side only:


- Release engine oil cooler



Release bolts (1).


Disconnect plug connection (2).

Unclip wiring harness (3).



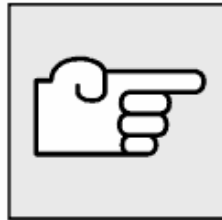
Release bolts (1).

Press side panel (2) outwards slightly and feed out headlight towards rear.



Installation:

- Adjust headlight to body by way of knurled screws (1)
- If necessary, remove headlight to improve access to knurled screws (1)
- Adjust headlight



Replacement:

- Remove ignition unit with bulb for xenon headlight
- Remove control unit for xenon headlights
- Remove drive unit for adaptive headlight
- If necessary, remove bulbs.