

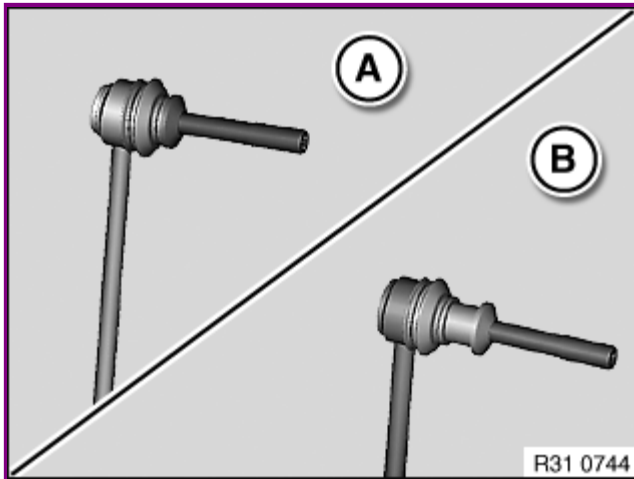
REP-REP-RAE7031-3135005 Removing and installing/replacing push rod (stabiliser link) for left/right stabiliser

VIN: XXXXXXX Vehicle: X'E70/OFF-ROAD VEHICLE/X5
4.8i/N62/AUTO/USA/LL/2007/08

System Version: 3.47.10.13054 Data Version: R3.47.10.13054

31 35 005

Removing and installing/replacing push rod (stabiliser link) for left/right stabiliser




Important!

Observe [safety instructions](#) for raising the vehicle

Do not mix up anti-roll bar links

- A. Stabiliser link for conventional stabiliser
- B. Stabiliser link for active stabiliser




Slacken nut (1).

Installation:

Replace self-locking nut.

Tightening torque [31 35 2AZ](#).



Slacken nut (1).

Remove stabiliser link (2).

Installation:

Replace self-locking nut.

Tightening torque [31 35 2AZ](#).