

REP-REP-RAE7031-3150_ Changing front differential oil

VIN: **LL44643** Vehicle: **X'E70/OFF-ROAD VEHICLE/X5
40dX/N57/AUTO/EUR/LL/2010/05**

System **3.47.10.13054** Data **R3.47.10.13054**
Version: Version:

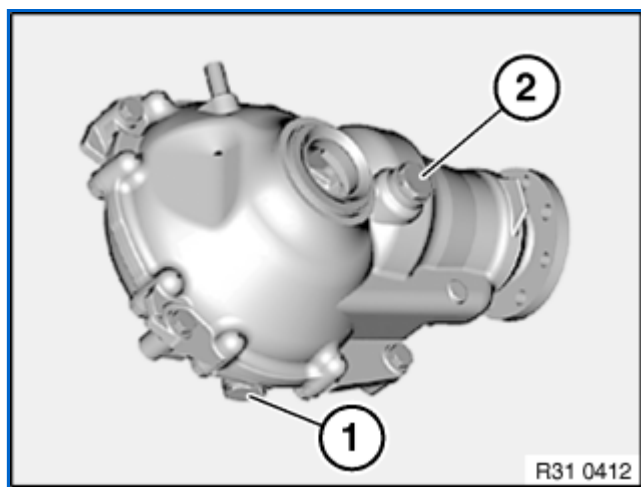
31 50 ...**Changing front
differential oil****Special tools required:**

- [00 2 080](#)

**Warning!**

[Danger of poisoning](#) if oil is
ingested/absorbed through the skin!

[Risk of injury](#) if oil comes into contact
with eyes and skin!

**Important!**

If oil is filled up to the lower edge of the oil filler opening, the front axle differential would be overfilled and in rare individual cases oil could emerge from the ventilation opening on the front axle differential.

After draining front axle differential oil or when carrying out the initial filling of a new replacement front axle differential, the transmission must be filled with **600 ml** oil.

Only use the [approved front axle oil](#) in the front axle differential.

Failure to comply with this requirement will result in serious damage to the front axle differential!

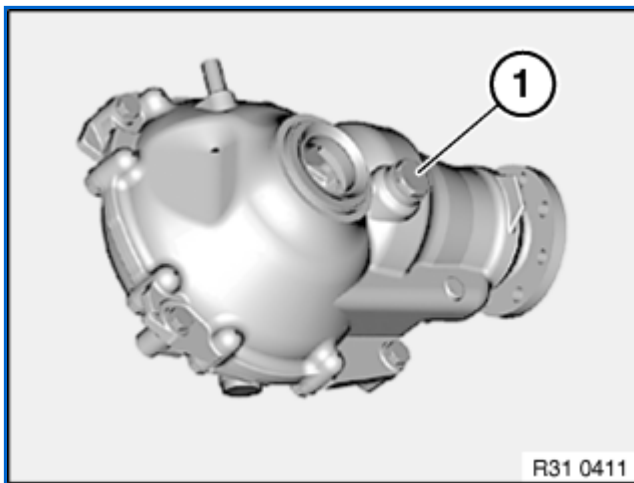
Note:

Only change oil when front axle differential is at normal operating temperature.



Necessary preliminary tasks:

- Remove [reinforcement plate](#).
- Remove [steering gear cover at top left](#).



Checking and correcting the front axle differential oil level:

The front axle differential is subject to oil filling over its lifetime. An oil-level adjustment is not needed during a service. If there is a visible release of oil or after a repair to the front axle differential, follow the instructions in "**Front axle differential oil replacement**".

Changing front differential oil:

Place oil collecting apparatus underneath.

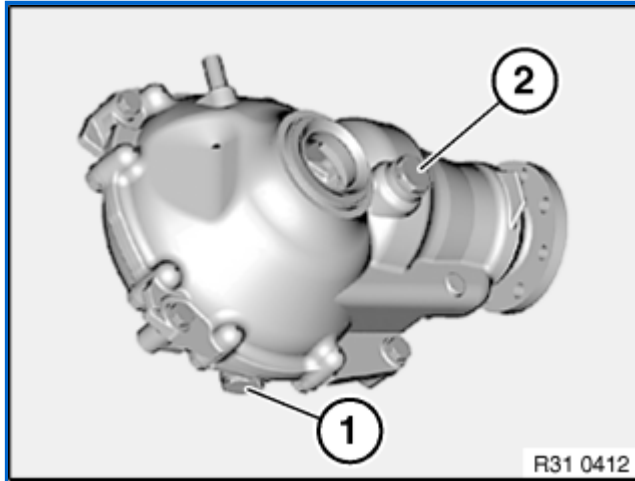
Remove oil drain plug (1).

Drain front axle differential oil.

Installation note:

Replace oil drain plug.

Tightening torque [31 50 2AZ](#).



Undo oil filler plug (2).

Fill **600 ml** of transmission oil. (if necessary, use measuring cup and special tool [00 2 080](#))

Installation note:

Replace oil filler plug.

Tightening torque [31 50 2AZ](#).