


## 11 53 000 Removing and installing or replacing the coolant thermostat (M57T2-SCR)



Necessary preliminary tasks:

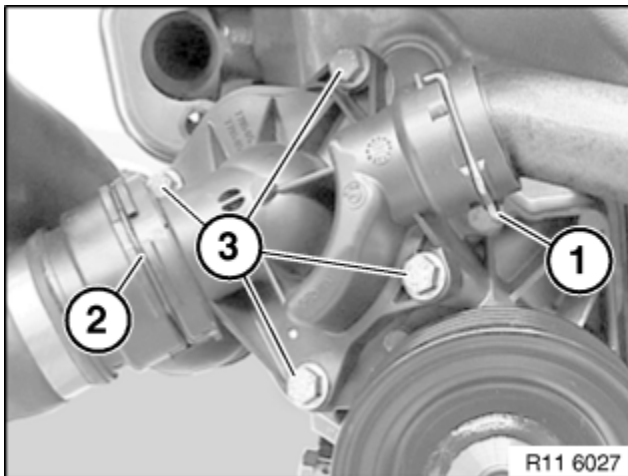
- Drain [coolant](#)
- Remove [fan](#)
- Remove [EGR cooler](#)



Recycling:

Catch and dispose of coolant in a suitable expansion tank.

Observe country-specific waste disposal regulations.




Lever out lock (1)

Lever out lock (2) and detach coolant hose.

Release screws (3).

Carefully remove thermostat housing to one side.

Risk of damage to coolant pipe (1).



Note:  
The coolant thermostat is integrated in the coolant thermostat housing and can only be replaced as a complete unit.

Installation note:  
Clean sealing surfaces.  
Replace gasket (1).



Assemble engine.