

## 11 51 000 Removing and installing/renewing coolant pump (M57T2-SCR)




Installation note:

1. All screws, nuts, bolts and hose clamps removed during the repair must be replaced.
2. Retaining elements on chassis and suspension and steering parts must be replaced.



Necessary preliminary tasks:

- Remove [drive belt](#) for alternator
- Remove [EGR cooler](#) (automatic transmission only)
- Remove [coolant thermostat](#)



Release bolts (1), remove coolant pump (2).


Installation note:

Tightening torque 11 51 1AZ.



**Important!**


The sealing surface on the engine block must not be damaged during the following repair work.



Cut off connecting bridges (1) of gasket (2) accordingly (see below).

**Important!**

- Do not damage sealing surface.
- Cut through connecting bridges (1) of gasket (2) with a small cross-cut chisel (3).
- Remove gasket.
- Clean sealing surface.



**Installation note:**

Before installation, first position new gasket on sealing surface on engine block and check for correct seating.



Assemble engine.